



LED Sabre Light

Bespoke linear lighting with the all powerful LED Sabre Light

Technical Brochure

Made to measure LED linear lighting units



Suitable for internal display, under counter, pelmet and coving illumination.

The ultra slim LED Sabre Light is created in sleek extruded aluminium and are available in any length up to a maximum of 2000mm. Delivering real construction flexibility, a wide selection of PMMA acrylic lenses and covers are available providing a range of transparencies and beam angles.

Transparent and translucent lenses feature a choice of three beam angles at 30°, 60° and 90°. Alternatively, white, diffuse or transparent covers are available. Once constructed, the slender profile units feature a depth and width of just 20mm which ensures the units can be discreetly installed; a slight variance in height is dependent on lens choice.



Offering a complimentary linear lighting unit to our LED Light Sheet units, LED Sabre Light can be created with LEDs that are bin matched to our LED light panels. The LED modules used in each Sabre Light are thermally managed, ensuring heat generated by the modules dissipates.

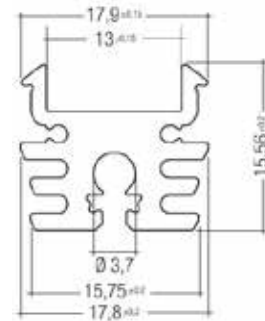
Helping to provide a coherent aesthetic across a lighting scheme, Applelec's LED Sabre Lights have been selected by brands looking to achieve a precise Kelvin colour temperature match in supplementary lighting to LED Light Sheet illuminated systems.

Key features

- Maximum length 2000mm
- Wide selection of lenses and covers
- Beam angles at 30°, 60° and 90°
- Slim profile of just 20mm height/width
- Colour temperature matched to LED Light Sheet

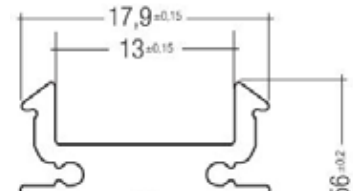
Extrusion

- Aluminium mounting plate heat sink for LED strips up to 12mm width.
- Material: Aluminium, anodised, natural finish (painted options available)
- Dimensions (L x W x H) 2000 x 17.9 x 16mm
- Compact cross-section (15.56 x 17.9mm)
- Weight: 1.6 kg
- The extrusion is cut to suit each project



Cover

- Plastic cover profile
- Material: PMMA
- Dimensions (L x W x H) 2000 x 20 x 10mm
- No tools required; install by sliding or clipping on

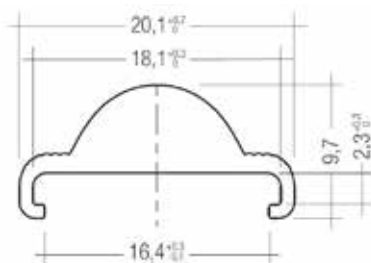


Lens

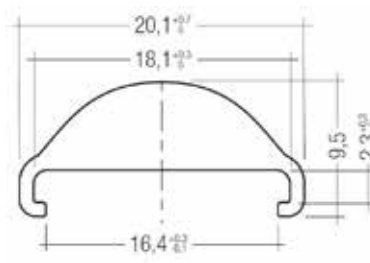
- Linear lens optic cut to suit each project
- Uniform distribution of light
- Beam angle: 30°, 60°, 90°
- Material: PMMA
- Length: 2000mm
- No tools required; install by sliding or clipping on



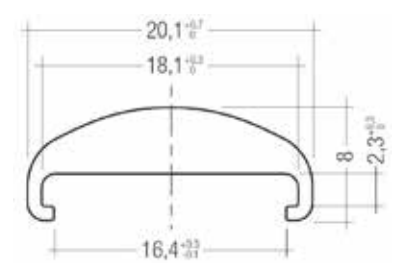
Colour	Transmission	Height	Weight
Transparent	88%	9.7mm	0.18kg
Transparent	90%	9.5mm	0.20kg
Transparent	92%	8.0mm	0.17kg
Semi-Transparent	85%	9.7mm	0.18kg
Semi-Transparent	89%	9.5mm	0.20kg
Semi-Transparent	90%	8.0mm	0.17kg



Linear lens 30°



Linear lens 60°



Linear lens 90°

End Caps

- End caps supplied with or without cable hole
- Material: Aluminium, anodised
- Dimensions (L x W x H) 1500 x 20 x 20mm
- Weight: 0.02 kg
- Screws are included




Mounting plates

- Mounting plates in 0°, 15°, 30°, 45° and 60° angles
- Bespoke mounting solutions can be fabricated
- Stud holes prevent
- Material: PBT
- Colour: white



For more information on Applelec's products, please get in touch:

 01274 774 477

 sales@applelec.co.uk

 www.applelec.co.uk

 **Postal address:**

Applelec
Unit 1, Wharfedale Business Park
Shetcliffe Lane
Bradford
West Yorkshire
BD4 9RW