






applelecTM
lighting




SLOANLED FROM
APPLELEC LIGHTING




SLOANLED FROM APPLELEC LIGHTING

SloanLED Prism




SloanLED Prism Mini



SloanLED BrightLINE



Light Engine from Applelec Lighting



WE ARE APPLELEC LIGHTING

Applelec Lighting is a UK manufacturer and supplier of premium backlighting solutions, such as our award winning, Applelec LED Light Sheet.

Along with our premium light sheet, Applelec Lighting supply high-end LED modules and solutions, further widening creative possibilities by having the perfect lighting solution to meet project needs.

UNRIVALLED CUSTOMER SUPPORT

We pride ourselves on our customer service and with over 20 years of industry expertise, our team of product specialists provide unparalleled technical knowledge, experience and advice to ensure your lighting project requirements are seamlessly met.




Project: Monks Cross
Location: York
Designer: Urban Edge



HERE FOR YOUR PROJECT NEEDS

We are here to support you and not only do we have a team of office-based experts, who work closely with you throughout the process, but our field specialists can assist you on-site, or for visits to ensure your lighting project designs are achieved and create an impact.

Delivering superior engineering, products and customer service, Applelec Lighting has built a reputation as the go-to backlighting solutions specialists within the design industry.




SLOANLED FROM APPLELEC LIGHTING

We are proud to be the exclusive UK supplier of SloanLED and to pass these benefits on to our clients by providing superior and high performing LED modules and solutions to enable stunning and unique lighting design schemes to be achieved.

PUSHING LIGHTING DESIGN BOUNDARIES

A versatile backlighting range, the LED modules and systems are ideal for a wide range of applications. Featuring a lightweight construction, SloanLED systems enable challenging light installations to be created, such as ceiling applications for inspired lighting designs.



LEDS THAT PACK A PUNCH

SloanLED is renowned for their high performing, powerful LED solutions that pack a punch. Delivering superior engineering, the modules and solutions feature ground-breaking technology that maximises light output, producing brighter and more efficient illumination.

ENSURE ACCURACY WITHIN LIGHTING DESIGN PROJECT

SloanLED modules and systems carry an impressive 10 year warranty, guaranteeing both quality of product and longevity of installation. As part of our dedicated customer support offering, Applelec Lighting provide a free LED layout for all our clients to ensure accuracy with lighting design projects.






SLOANLED LED PRISM FROM APPLELEC LIGHTING

Delivering powerful, bright illumination, SloanLED Prism LED ensure lighting design aesthetics are met.

SloanLED Prism is available in a wide range of RGB options including, red, orange, green and blue, along with a wide choice of white colour temperatures, from warm white LEDs to achieve a soft and gentle illuminated space, to cool white colour temperatures to deliver a bright and crisp lighting scheme:

7100K, 6500K, 5000K, 4000K and 3000K

- Powerful, bright illumination for backlighting surface material
- Available in a wide range of LED colour options
- Carries an impressive 10 year warranty
- IP66 rating
- Lightweight construction enabling complex lighting schemes to be achieved



CREATE STRIKING LIGHTING DESIGNS

The super lightweight construction of SloanLED Prism LED modules enables challenging and inspired lighting design schemes to be achieved, such as stunning ceiling installations for unique lighting installations that create a striking focal point



Project: Westfield White City
Location: London
Designer: Softroom



IDEAL FOR EXTERNAL ILLUMINATION

Highly energy efficient to run, SloanLED Prism are an extremely environmentally friendly lighting solution and carry an impressive 10 year warranty, guaranteeing both a high quality finish and longevity of installation.


As well as this, SloanLED Prism modules carry an IP66 rating, making the LED systems ideal for external applications to create striking designs.

Project: Order
Location: London
Designer: AJ&B

SLOANLED LED PRISM MINI FROM APPLELEC LIGHTING

Small in design but packing a punch, SloanLED Prism Mini feature optically clear lenses, delivering bright and powerful illumination. The superior engineering of this LED solution enables more light to emanate from the product, leading to greater efficiency and a wider distribution of light.

- Powerful, bright illumination for backlighting surface material
- Available in a wide range of LED colour options
- Carries an impressive 10 year warranty
- IP66 rating
- Lightweight construction enabling complex lighting schemes to be achieved





DELIVERING DESIGN FREEDOM

The lightweight module helps to widen installation opportunities, providing the perfect backlighting solution for more challenging light design schemes otherwise not possible.

Adding virtually no weight to installation, SloanLED LED modules is perfect for applications such as back illuminating ceiling schemes, guaranteeing safety of installation, while achieving a dramatic feature piece.

THE COLOUR SPECTRUM

Providing creative freedom, SloanLED Prism Mini LED modules are available in a wide range of white colour temperatures including, 3000K, 4000K, 5000K, 6500K, 7100K, delivering the ideal solution to meet lighting design requirements.


Adding a pop of colour, SloanLED Prism Mini is available in a choice of vivid colours, including red, green and blue.

Project: Houseology Showroom
Location: Glasgow
Designer: Houseology

AN ENVIRONMENTALLY FRIENDLY OPTION

Highly energy efficient to run, SloanLED Prism mini is an extremely environmentally friendly lighting solution and carry an impressive 10 year warranty, guaranteeing both a high quality finish and longevity of installation.





Project: Architectural Summer Workshop
Location: Santander
Designer: Armor Gutierrez Rivas



SLOANLED BRIGHTLINE FROM APPLELEC LIGHTING

Featuring prism technology for dazzling illumination, SloanLED BrightLINE LEDs use optically clear lenses, ensuring more light leaves the product for greater efficiency and a wider distribution of luminous light.

A powerful back-illuminating solution, SloanLED BrightLINE is sleek in design, adding virtually no depth to lighting installations.

- Powerful, bright illumination for backlighting fabric material
- Easy to install
- Carries an impressive 5 year warranty
- Lightweight and sleek in design
- Delivers smooth and consistent illumination

CREATE COMMANDING DESIGNS


The LED system has been designed with ease of installation in mind, for uncomplicated application, delivering a practical LED solution that achieves an eye-catching finish.

Bringing fabric surface materials to life, the LED solution can be integrated to provide bright illumination to decorative lightboxes and lighting schemes for impressive and inspired light installations.

BRING DESIGNS TO LIFE

With the addition of SloanLED BrightLINE for backlighting, the illumination helps to elevate the appearance of surface material, enhancing colour and detailing.





LIGHT ENGINE FROM APPLELEC LIGHTING

EASE OF INSTALLATION

A powerful and highly convenient lighting solution, Light Engine from Applelec Lighting has been created with ease of installation in mind.

Utilising SloanLED Prism, the modules are integrated into a prefabricated flat panel or tray, which has been tailored to specific project measurements to slot seamlessly in place on site to provide a quick installation turnaround for lighting design schemes.

- Highly convenient
- Created to specific measurements
- Utilises powerful LEDs
- Energy efficient
- Delivers bright and even illumination

ACHIEVE EYE-CATCHING DISPLAYS

Achieving bright and even illumination for eye-catching, lighting design displays, Light Engine from Applelec Lighting is an extremely energy efficient lighting solution. Integrated with superior LED modules, SloanLED Prism deliver both dazzling illumination and longevity of application.





applelec[™]
lighting

Get in touch with our team of experts for your backlighting project

01274 774477
sales@appleclighting.co.uk
appleclighting.co.uk

Head Office:
Applelec Lighting, Unit 1,
Wharfedale Business Park,
Shetcliffe Lane, Bradford BD4 9RW